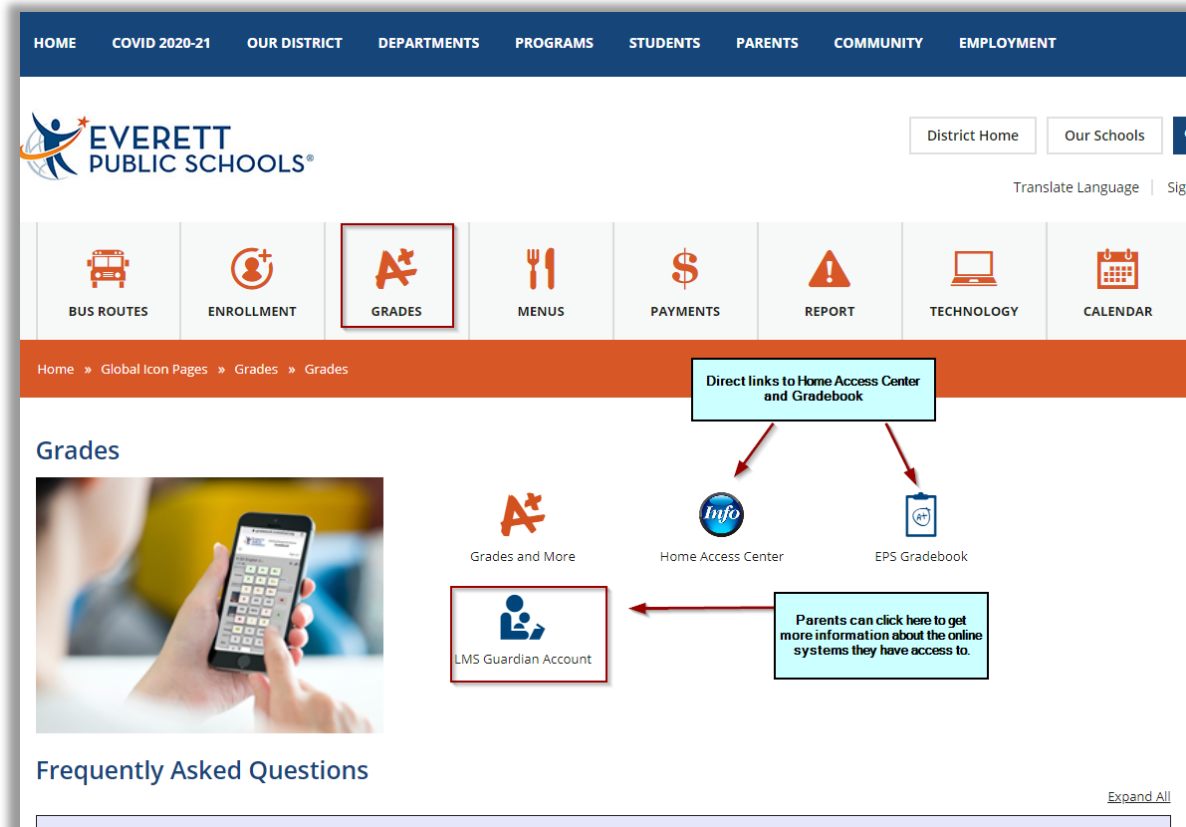


Gradebook for Elementary Families

To sign into Gradebook, go to the Everett Public Schools' website: www.everettsd.org and click on the **A+ Grades** tab.



HOME COVID 2020-21 OUR DISTRICT DEPARTMENTS PROGRAMS STUDENTS PARENTS COMMUNITY EMPLOYMENT

EVERETT PUBLIC SCHOOLS®

District Home Our Schools

Translate Language | Sign In

BUS ROUTES ENROLLMENT **GRADES** MENUS PAYMENTS REPORT TECHNOLOGY CALENDAR

Home » Global Icon Pages » Grades » Grades

Direct links to Home Access Center and Gradebook

Grades and More Home Access Center EPS Gradebook

LMS Guardian Account

Parents can click here to get more information about the online systems they have access to.

Frequently Asked Questions

Expand All

This will bring you to the [Grades](#) webpage where you can choose to access more information regarding the online systems accessible to parents or go directly to the sign-in link for **Home Access Center** or **EPS Gradebook**.



Gradebook offers parents and students online access to real-time information about how students are doing in school. Guardians may set up weekly email notifications each semester to alert them of missing assignments or an alert to notify them if their student’s grade falls below a certain threshold.

Log in using your guardian account. Usernames are system generated upon registration for all guardians who have web access marked in the student database. The standard format for guardian usernames is **First Initial.Last name**


Sample:
Guardian: John Doe
Username: J.Doe or J.Doe1 (if multiple J.Doe accounts exist)

Forgot your password? If you set up your challenge questions, you can utilize the Forgot Password option on the Login page*.

*If you do not know your username and password, please email LMS@everettsd.org using your email on file at the school. Please include the name(s) of all your students, your name and relationship to the student(s). Upon receipt of the email, LMS will verify that you have web access allowed and reset your password.

Once logged in, you will see the following menu. If all of your students are correctly linked under one username, you will see them in a list on the left. Clicking the student name will toggle the information to that specific student.

If using a mobile device, you may need to go to the triple bar menu icon to see the menus.

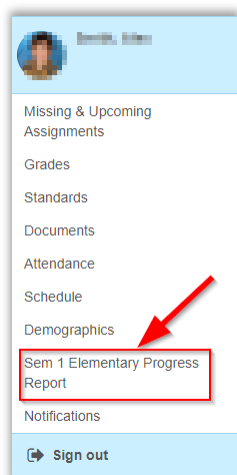


Elementary Progress Report in Gradebook

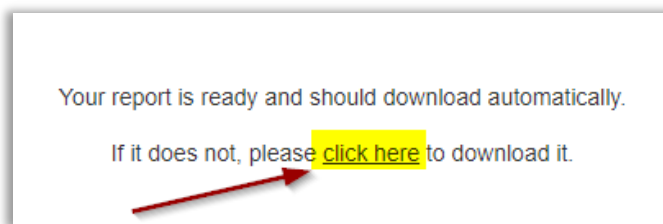
Teachers will be sharing the progress of students over the semester. In this report, teachers will share progress of student growth as measured by grade level standards in mathematics, communications, reading, writing, science, social studies, fitness, health, visual arts, and music. Washington State adopted the Common Core State Standards (CCSS) in literacy and mathematics.

In each area the year standards will be listed. Each semester has clear instructional focus and those assessed areas will have a score reflecting a student's current performance level. Teachers will also indicate if a student has made significant, steady or minimal progress over the course of a given semester.

Click the ***Sem 1 or Sem 2 Elementary Progress Report*** to generate the report.

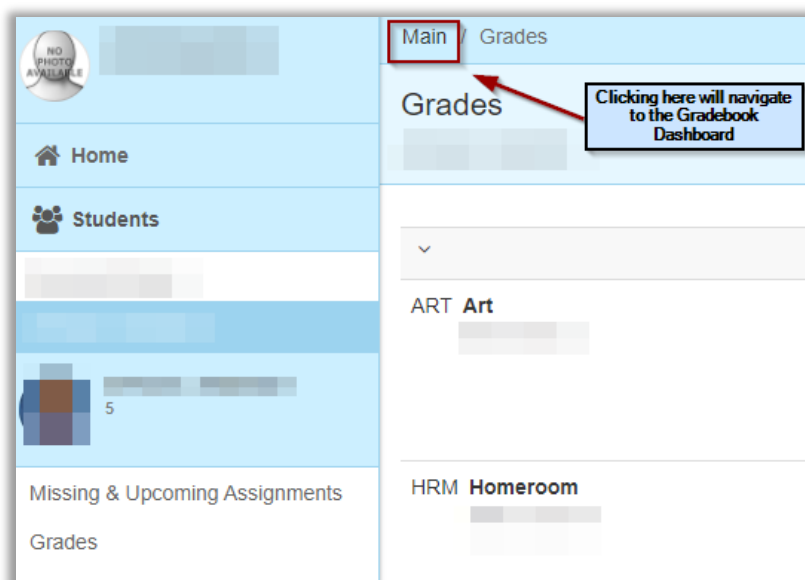


Once the PDF report has generated, you will see the following message appear on your screen. Click the link “Click Here” to open the report.

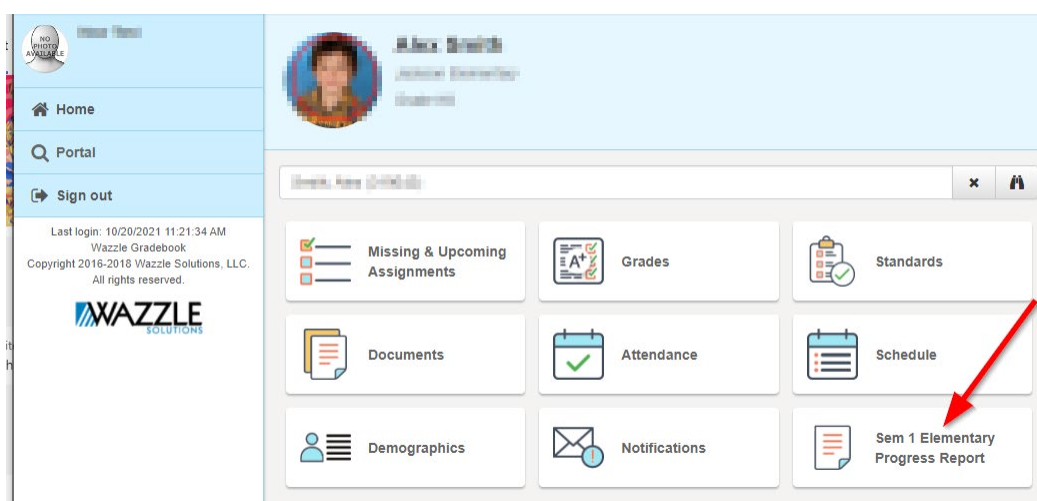


The report may drop down in your bottom corner or may be located in your Download folder.

Parents also have a dashboard view. Click “Main” from the menu at the top of the page.



The ***Semester Elementary Progress Report*** can be generated from the dashboard, as well.



Troubleshooting:

Q: *I generated the report, but nothing is popping up.*

- **A:** Check your Download folder. The report may have opened in a separate tab on your browser.

Q: *Why is there not the report option for my middle or high school student?*

- **A:** This is specifically for elementary students only. Report Card for middle and high school students are available in [Home Access Center](#).

Q: *I only see one of my students, why can't I see my other child?*

- **A:** If the other child is not listed in the left-hand menu, contact LMS@everettsd.org to request that your children be linked to one username. Please include the names of all your children, your name and relationship to the student and your email on file at the school.